


CryoPen|b

Excellence in cryotherapy made affordable.

2 applicators - 1 standard silver dot applicator, 1 gold dot condylomata 60mm applicator.
To be used with 23,5g cartridges.



Silver dot ● Ø 2-8mm Power: ■ ■		60mm Gold dot ● Ø 1-4mm Power: ■
--	---	---

CryoPen|o

Sufficient power at hand.

2 applicators - 1 standard white dot applicator, 1 white dot condylomata 60mm applicator.
To be used with 8g and 16g cartridges.





CryoPen|x+

Cryotherapy at its best.

6 applicators - 1 fine blue dot applicator, 1 standard white dot applicator, 1 special HPV green dot applicator, 1 yellow dot applicator for treatment of larger areas, 1 blue dot condylomata 60mm, 1 white dot condylomata 60mm.
To be used with 8g and 16g cartridges.



Blue dot ● Ø 1-3mm Power: ■	White dot ○ Ø 2-6mm Power: ■ ■	Green dot ● Ø 4-8mm Power: ■ ■ ■	Yellow dot ● Ø 7-20mm Power: ■ ■ ■ ■		60mm Blue ● Ø 1-3mm Power: ■		60mm White ○ Ø 2-6mm Power: ■ ■
--------------------------------------	---	---	---	---	---------------------------------------	---	--

Penetration of the freezing in tissue is 1mm per 5 seconds. Consequently, the treatment of a 2 mm deep lesion will use 10 seconds of constant gas flow.

Cartridges 8g: 100 seconds of constant gas flow. Packaging in box of 24 cartridges.
Cartridges 16g : 200 seconds of constant gas flow. Packaging in box of 6 cartridges.
Cartridges 23,5g : 300 seconds of constant gas flow. Packaging in box of 6 cartridges.



Visit our website www.ho-equipments.com
contact us on info@ho-equipments.com to receive more information.



CryoPen is your direct source for diagnostic and therapeutic Health Care solutions. We invest a great deal of time and effort into research and development to maintain our technological lead.

Address

1, rue des Journaliers
B - 7822 Ghislenghien

Telephone

0032 68 26 86 00

Email


info@ho-equipments.com

www.ho-equipments.com



Special Condylomata

Introducing your New Practice Assistant





CryoPen®

Genital warts are the most frequently diagnosed sexually transmitted disease of the anogenital area worldwide. Infection can occur in up to 30% of all patients between 20 and 30 years of age (ref. EADV). Individuals who were diagnosed were at increased risk for anogenital cancers. Treatment should be started rapidly and **cryotherapy is established as a reference treatment for this pathology.**

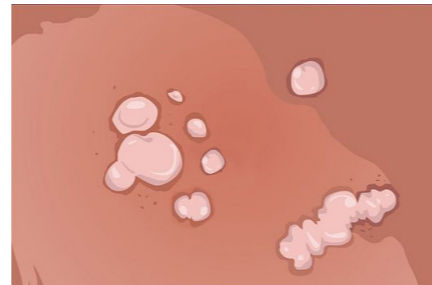
The CryoPen is the new dimension in cryotherapy. Accuracy and practicality are the significant changes. As better control of procedures leads to better quality the CryoPen gives immediate access to very effective stress free treatment.

Condylomata treatment with the CryoPen will strongly improve the value proposition of your practice and it can differentiate it as a high quality caring clinic. Compared to the alternative which is (laser)-surgery under local anaesthetic, it's much quicker. **There's no cut, no bleeding, no stress and the procedure fits right into the flow of work in your practice.**

More Quality

Accurate, practical, quick

Cryosurgery, of course, is nothing new. It is recognized as THE reference in the dermatology clinic. But to any specialists who've struggled with imprecise application with freezing spray, cryoliquid spills, imprecise cotton buds and laborious deliveries of hazardous liquid nitrogen, the CryoPen is a different proposition all together.




Condylomata Acuminata width 3mm, depth approx. 2mm. Treatment data: White applicator, application time 3 to 5 seconds for each lesion. No preparation necessary, no follow-up. Complete recovery in 3 weeks.

The CryoPen was designed with an obsession for details and a touch of originality. It brings out the perfectionist in everyone : check out the selection of applicators allowing for the treatment from a pinpoint 1mm up to a width of 20mm and more. From now you'll only treat the abnormal tissue with no more collateral damage to the healthy skin.

and very safe...

« I see this as the new standard by which other products for condyloma destruction will be judged. »

Dr. James Greenberg



Use the QR Code to read the product review written by Dr. James Greenberg, published in the August 2015 Edition of the OB/GYN Magazine.



Or go to our website : <http://graphics-ho.wix.com/ho-videos#!cryopenobgyn/tc6m1>

CryoPen®



● Ø 1-3mm ○ Ø 2-6mm ● Ø 4-8mm ● Ø 7-20mm

The CryoPen emits a fine jet of nitrous oxide under high pressure, which allows you to work with millimeter precision. Now, there will be no more collateral damage to healthy tissue. It's so incredibly accurate and practical. You just load the device, choose the relevant applicator, point and freeze...